

Mortice lock 281

Locks for interior and exterior doors, e.g. in office buildings

Features

Grade 2 – EN 12209

approved for fire-rated doors with CE certificate

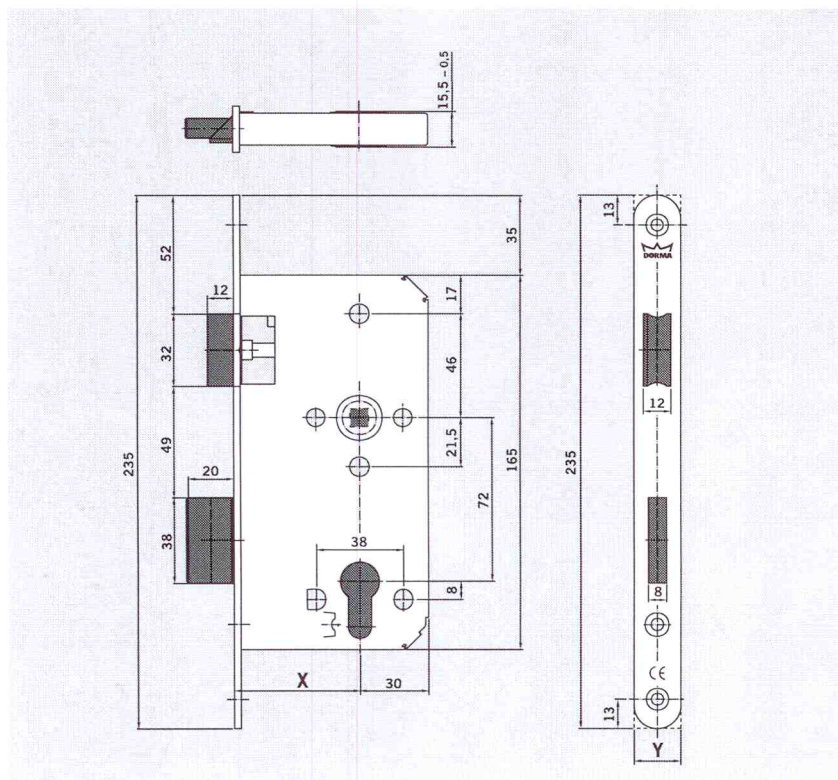

- Lock case size DIN 18251-1, closed case, zinc plated
- lock case prepared for Euro profile cylinder (DIN18252) and standard fittings
- latch handing is reversible
- latch and dead bolt, stainless steel, satin
- follower, stainless steel, 8 mm square hole, mounted in drawn steel bushes
- centred forend, satin stainless steel 1.4301 / AISI 304

Recommended Strike plate: 20

side: non-handed

Classification EN 12209

2	S	8	1	0	G	3	B	C	2	0
---	---	---	---	---	---	---	---	---	---	---

**Possible variation****Backset: X**

- 55 mm
- 60 mm
- 65 mm
- 70 mm
- 80 mm

Dimension of forend: Y

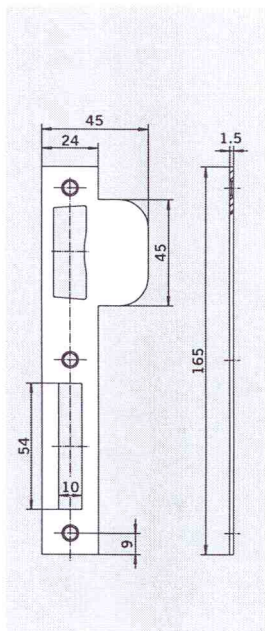
- square 20 mm
- 24 mm
- rounded 20 mm
- 24 mm



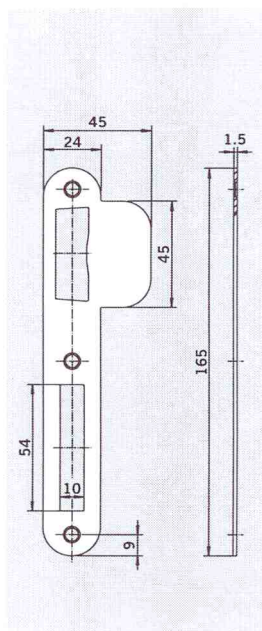
DORMA locks are prepared to be used with the levers of DORMA Beschlagtechnik

Strike plates Type 020

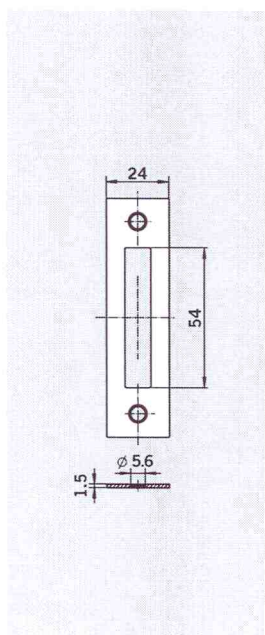
Material: satin stainless steel

**Strike plates Type 020-1**

Material: satin stainless steel

**Strike plates Type 021**

Material: satin stainless steel

**Strike plates Type 023**

Material: satin stainless steel

